

Completion a National Imperative



“Our goal is for the nation to increase the number of 24- to 34-year olds who hold an associate degree or higher from 42 percent to 55 percent by the year 2025.”

“By 2020, America will once again have the highest proportion of college graduates in the world. Through this plan, we seek to help an additional five million Americans earn degrees and certificates in the next decade.”

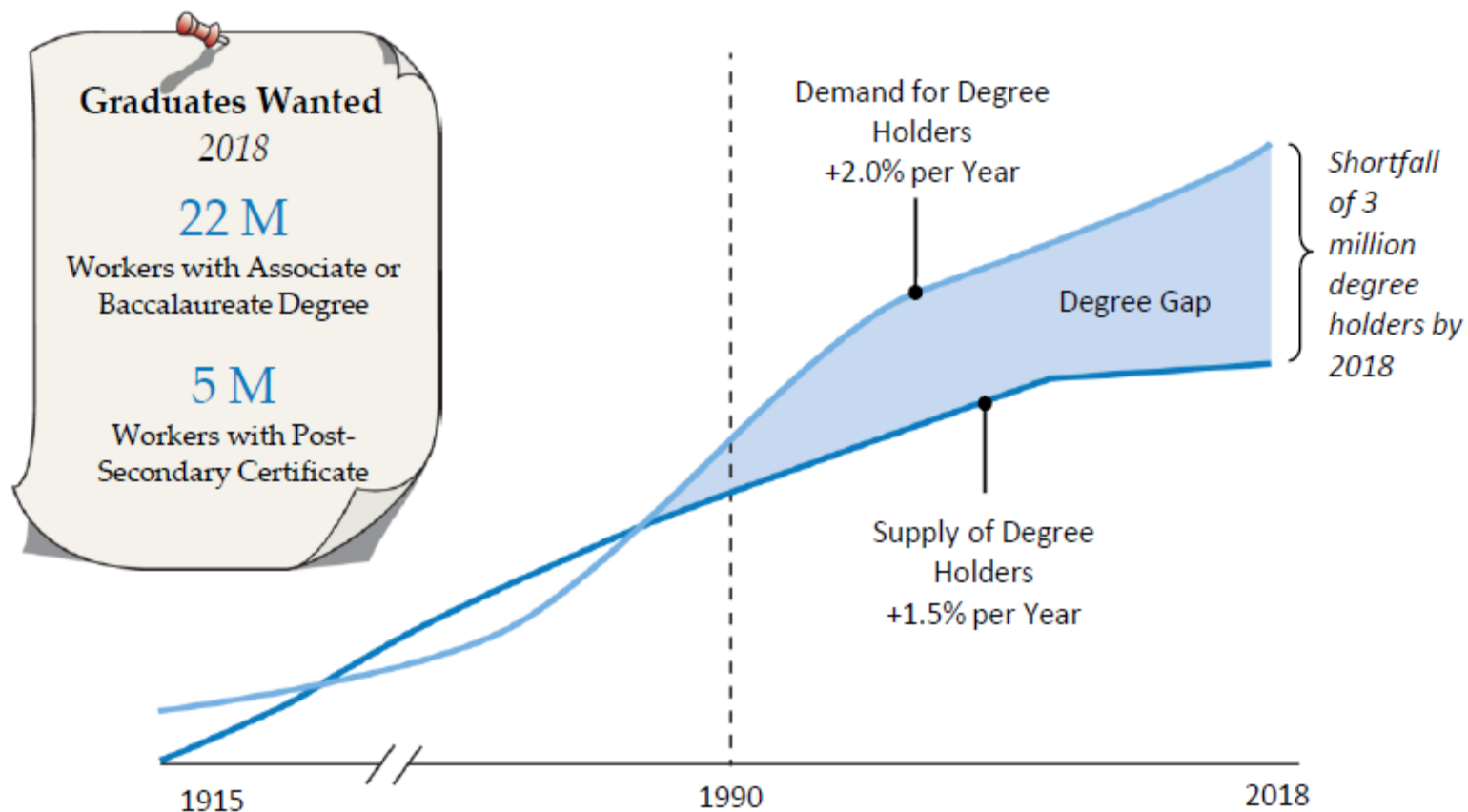
“AACCC invites the nation’s 1,200 community colleges to join a call to action by pledging to increase student completion rates by 50 percent over the next decade.”

Source: American Association of Community Colleges, “College Completion Challenge: A Call to Action,” <http://www.aacc.nche.edu/About/completionchallenge/Pages/default.aspx>, accessed 10 Sep. 2011; Barack Obama, July 14, 2009, http://www.whitehouse.gov/the_press_office/Excerpts-of-the-Presidents-remarks-in-Warren-Michigan-and-fact-sheet-on-the-American-Graduation-Initiative/; College Board, “College Completion Challenge,” <http://completionagenda.collegeboard.org/>, accessed 10 Sept. 2011; Advisory Board interviews and analysis.

Motivated by Widening Degree Gap

Projected Shortfall of 3 Million Graduates by 2018

Growing Unmet Demand For Associate and Baccalaureate Degree Holders



Source: Anthony P. Carnevale and Stephen J. Rose, "The Undereducated American," Georgetown University Center on Education and the Workforce (2011); Advisory Board interviews and analysis.

Community Colleges Critical to Attainment Goals

Many Advantages Over Four-Year Schools But Hurt By Low Completion Rates

Community College



- ✓ Responsive to market demand
- ✓ Low cost education
- ✓ Agile faculty and staff
- ✓ Open access mission
- ✓ Short-term offerings
- ✓ Support services for adult learners

Completion Rate

28%

Three-Year Graduation Rate of
Associate Degrees

Public Four-Year



- ⊗ Slow to adjust to market needs
- ⊗ Ever-rising costs
- ⊗ Change-resistant academy
- ⊗ Admission requirements
- ⊗ Focused on four-year degree
- ⊗ Tailored to traditional age students

Completion Rate

57%

Six-Year Graduation Rate of
Bachelor's Degrees



Consequences of No Common Language

Default Measures Paint Incomplete Picture of College Performance



Current Completion Metrics Exclusively Assess...

- Full-time students
- Three-year graduation rates
- First-time-in-college students
- Degree or certificate completion

“There is no doubt that we need to improve completion numbers. That being said, current measures are borrowed from four-year institutions and don’t fully capture community college performance—the majority of our students are part-time, working, and in need of remediation.”

Community College President

Source: Texas Association of Business, “Billboard Questions Low Collee Completions,” Oct. 31, 2011, <http://www.txbiz.org/wcnews/NewsArticleDisplay.aspx?articleid=12>, Advisory Board interviews and analysis.

One Definition Does Not Fit All

Success Does Not Always Include Degree Attainment



Retooler

Working adult who enrolls for a course to refresh and/or enhance knowledge in a specific area



Definition of Success

- Targeted knowledge acquisition
- Maintain licensure



Swirler

Student who attends a four-year institution and enrolls for a course or handful of courses



Definition of Success

- Reduced tuition
- Timely degree completion



High School Student

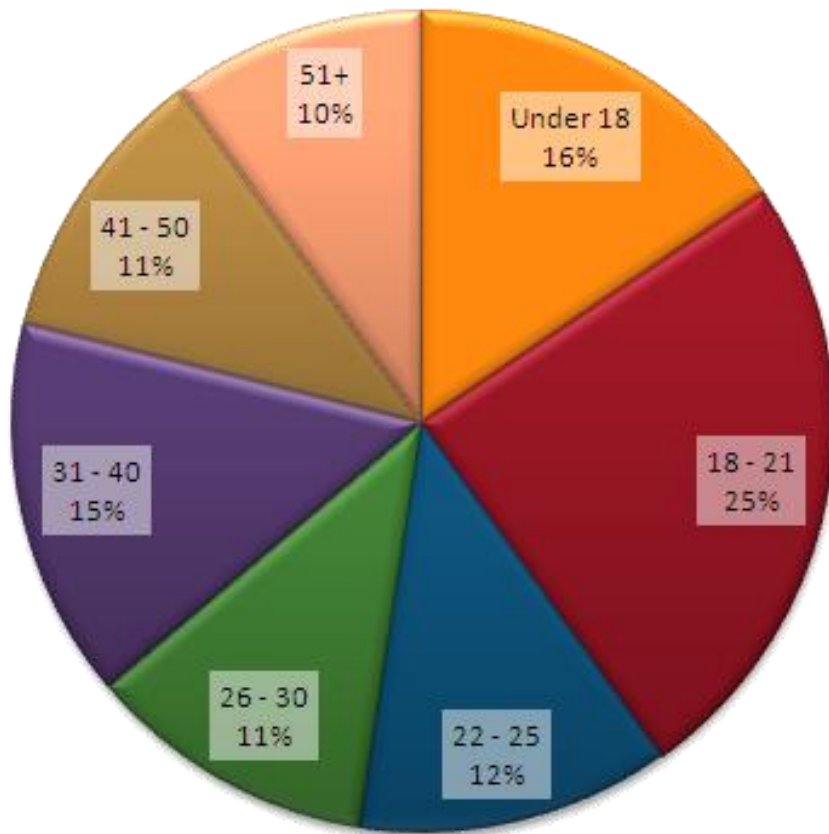
Student who enrolls for a course or handful of courses while still attending high school



Definition of Success

- Attain high-school diploma
- Introduction to college experience

Who Does EvCC Serve?

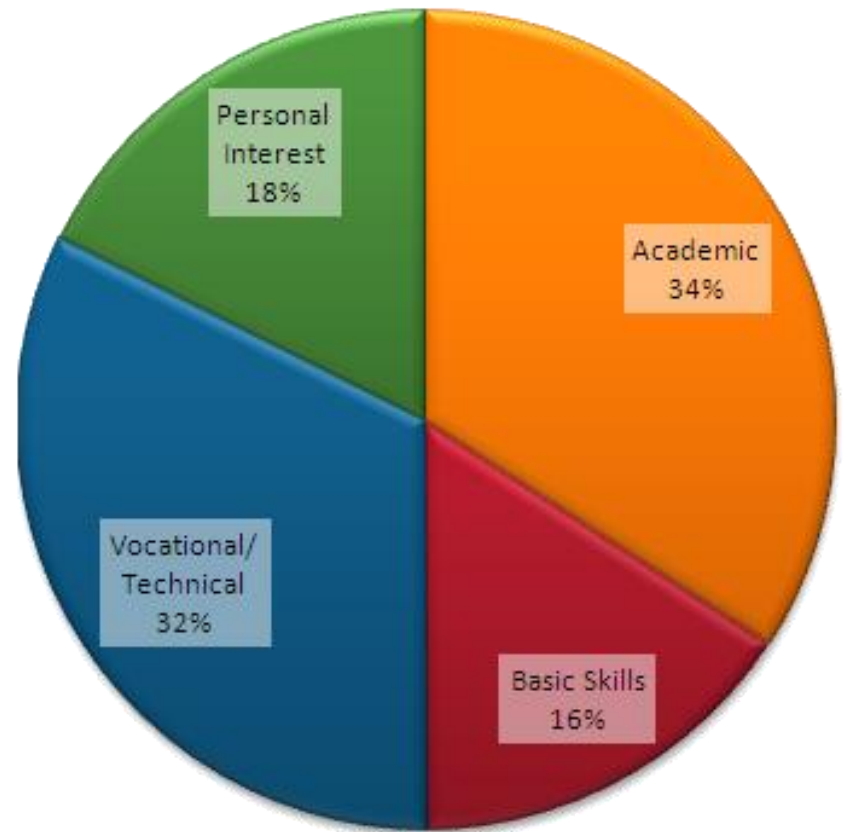


2010-11 Age Groups at EvCC

Student Mean Age 30

Student Median Age 25

42% FT Students / 58% PT Students



**2010-11 EvCC Students
by Program Intent**

32% - Vocational / Technical

34% - Academic

18% - Personal Interest

16% - Basic Skills

Mending a Broken Ruler

Committee on Measures of Student Success

November 2011 Draft Report

“With broad missions and a wide range of stakeholders, two-year institutions have not been served well by federal measures of student success. For many years policymakers have relied on federal graduation measures to make unfair judgments about quality at two-year institutions. More importantly, these graduation rates may be misleading to consumers...”

Recommended Changes to Federal Graduation Rate

- Add a part-time degree-seeking cohort
- Identify students who were not college-ready
- Include students who subsequently enroll in another institution

Source: Committee on Measures of Student Success, “Draft Report,” Nov. 15, 2011, <http://www2.ed.gov/about/bdscomm/list/cmss-committee-report-11-15-11.pdf>; Advisory Board interviews and analysis.

A New Future for College Funding

Institution Success Increasingly Tied to Student Success

Complete to Compete

“As measures of college success become more standardized and visible to stakeholders, future college success will be increasingly dependent on improved completion rates. Institutions will compete for state funding, new students, grants, and industry partnerships; and the winners will be those institutions who are graduating their students with employable credentials.”

Community College Chancellor

Performance-Based State Funding Regains Momentum

Washington

Achievement
Points
(2006)

Tennessee

Output-Based
Funding Formula
(2010)

Indiana

5% Set Aside for
Credit Completion
(2011)

Grants and Awards for Student Success Initiatives



THE ASPEN INSTITUTE

College Award of Excellence

Students Enroll in Programs with High Success Rates



*School with High Completion and Employment
Rate Captures More Than Its Share of Student Tuition*

Source: Crellin, Mathew, et. al., “Catalyst for Completion: Performance-Based Funding in Higher Education,” New England Board of Higher Education, March 2011, http://www.nebhe.org/info/pdf/PerformanceFunding_NEBHE.pdf; Advisory Board interviews and analysis.

Ways EvCC is Working to Improve Student Success

Interventions That Address Completion Challenge

- Participation in Achieving the Dream
- Revision of Math curriculum and stronger partnerships with K-12 schools to improve pre-college math completion rates
- Implementation of mandatory faculty advising for third quarter students
- Expansion of Tutoring Center and Supplemental Instruction
- Adoption of First Year Experience course
- Education about the importance of graduation to improve number of credentials awarded